




Neo Construct D



-  Recommend to use
-  Permitted
-  Not recommended to use



- > Improving driving performance with wider and deeper transverse groove;
- > Improving stiffness of tread with connected pattern block design;
- > Optimized footprint with advanced shoulder design;
- > High loadability with optimized bead design;
- > Good fatigue resistance with full penetration cord;
- > Higher lifecycle performance with dual tread layer.

Size	PR	Type	Standard Rim	Permitted Rim	LI/SS	Second LI/SS	M+S	3PMSF	Rolling Resistance	Wet Grip	Noise Value	Noise Grade
13R22.5	18	TL	9.75	9.00	156/150K	-						Available in 2017
315/80R22.5	18	TL	9.00	9.75	156/150K	154/150M						Available in 2017
325/95R24	22	TL	9.00	8,50	162/160K	-						Available in 2017